5. FORMA Y DIMENSIONES REDUCTORES SERIE RP1C

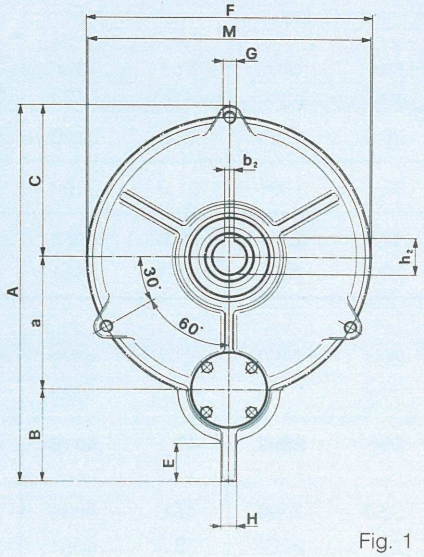

Fig. 1

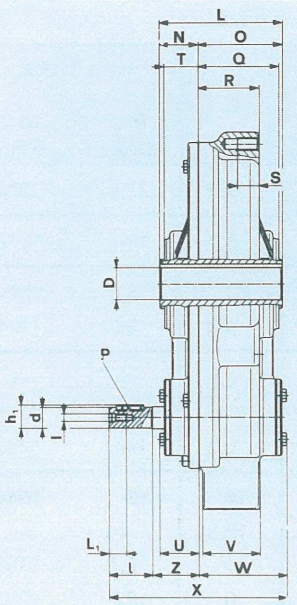

Fig. 2

Tamaño	a	A	B	C	E	F	G	H	L	M	N	O	Q	R	S
122	122.2	347	85	140	38	260	M12	14	110	258	36	74	71	56	20
Kg 17	T	U	V	Z	W	X	h_1	d ∅	l	l	L_1	P	b_2	h_2	D ∅
	32	35,5	52	42,5	79,5	162	21,5	19j6	40	M6	16	6x6x25	8	33,3	30H7

Tabla 5

En la relación i = 12,5 - d = 16 j6 - p = 5 × 5 × 25 - h_1 = 18

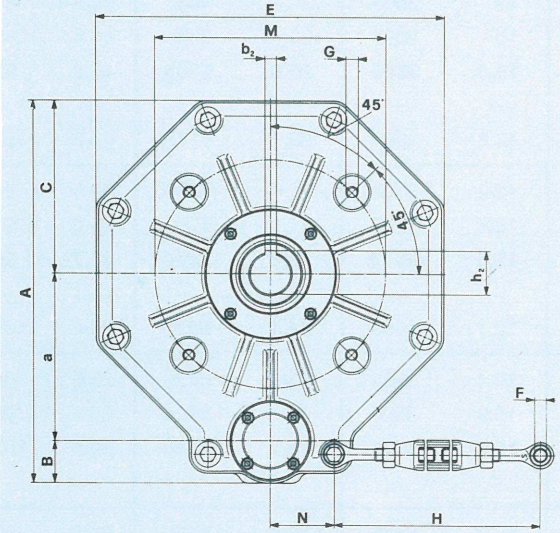

Fig. 3

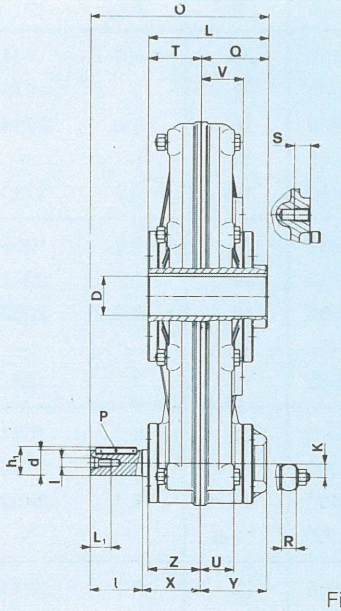

Fig. 4

Tamaño	a	A	B	C	E	F ⌀	G	H		K	L	M	N	O	Q	R	S
160	160,2	366	40	165,5	331	12H8	M12	280 ÷ 380		13	113,5	220	60	169	63,5	14	15
Kg 28	T	U	V	Z		X	Y	h_1	d ∅	l	l	L_1	P		b_2	h_2	D ∅
	50	32	40	50		55,5	63	27	24j6	50	M8	20	8x7x45		10	41,3	38H7

Tabla 6

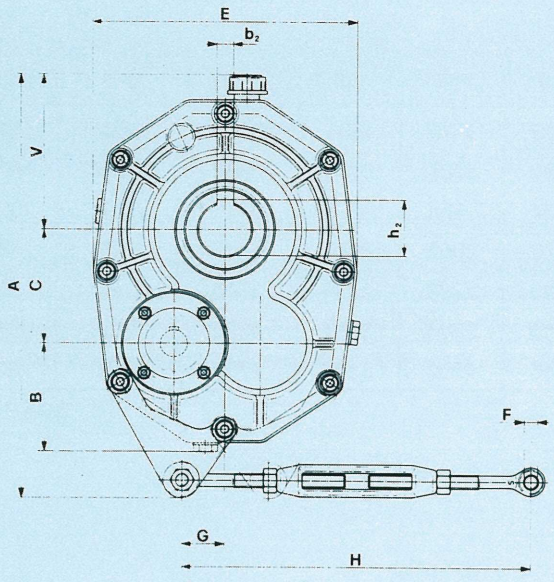

Fig. 5

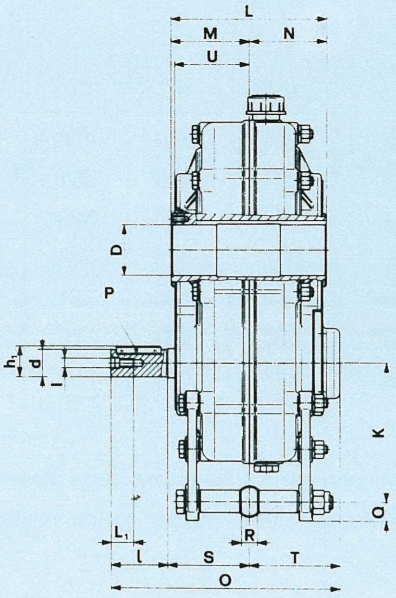

Fig. 6

Tamaño	A	B	C	E	F	G	H	K	L	M	N	O	Q	R
85	328	90	81	210	12H8	35	280 ÷ 380	113	116	58	58	164	14	14
105	375	91	100,9	232	12H8	38	280 ÷ 380	121	136	68	68	201	16	14
125	438	113	120,3	267	16H8	42	420 ÷ 550	147	154	77	77	229	18	16
150	503	126	145,3	323	16H8	48	420 ÷ 550	160	172	86	86	268	20	16
165	557	138,5	159,4	355	16H8	51	420 ÷ 550	174	191	95,5	95,5	312,5	21	16
180	605	155	174,5	401	16H8	55	420 ÷ 550	192,5	202	101	101	320	22	16
210	711	173,5	202,7	460	20H8	55	540 ÷ 670	226	242	121	121	384	25	24
250	805	235	243,2	552	20H8	90	540 ÷ 670	258	277	138,5	138,5	397,5	28	24

Tabla 7

Tamaño	S	T	U	V	h_1	d	l	l	L_1	P	b_2	h_2	D	D'	Kg	aceite (l)
85	67	75	55	120	21,5	19j6	38	M 6	16	6×6×30	10	41,3	38H7	35H7	17	0,5
105	71	85	65	137	27	24j6	50	M 8	20	8×7×40	14	48,8	45H7	40H7	27	0,8
125	80	94,5	74	152,5	31	28j6	60	M10	25	8×7×40	16	59,3	55H7	45H7	39	1,4
150	89	119,5	83	178	41	38k6	80	M10	25	10×8×70	18	64,4	60H7	50H7	61	2,3
165	95,8	128,5	92,5	203	45	42k6	100	M12	32	12×8×80	20	74,9	70H7	60H7	88	3,3
180	104	135,25	98	215,5	45	42k6	100	M12	32	12×8×80	20	74,9	70H7	60H7	105	4,2
210	124	157,5	118	257	51,5	48k6	110	M12	32	14×9×90	22	90,4	85H7	80H7	187	7,2
250	141,5	175	135,5	275,5	59	55m6	110	M12	32	16×10×90	28	106,4	100H7	—	317	12,5

Tabla 8

D': Diámetro opcional bajo pedido.